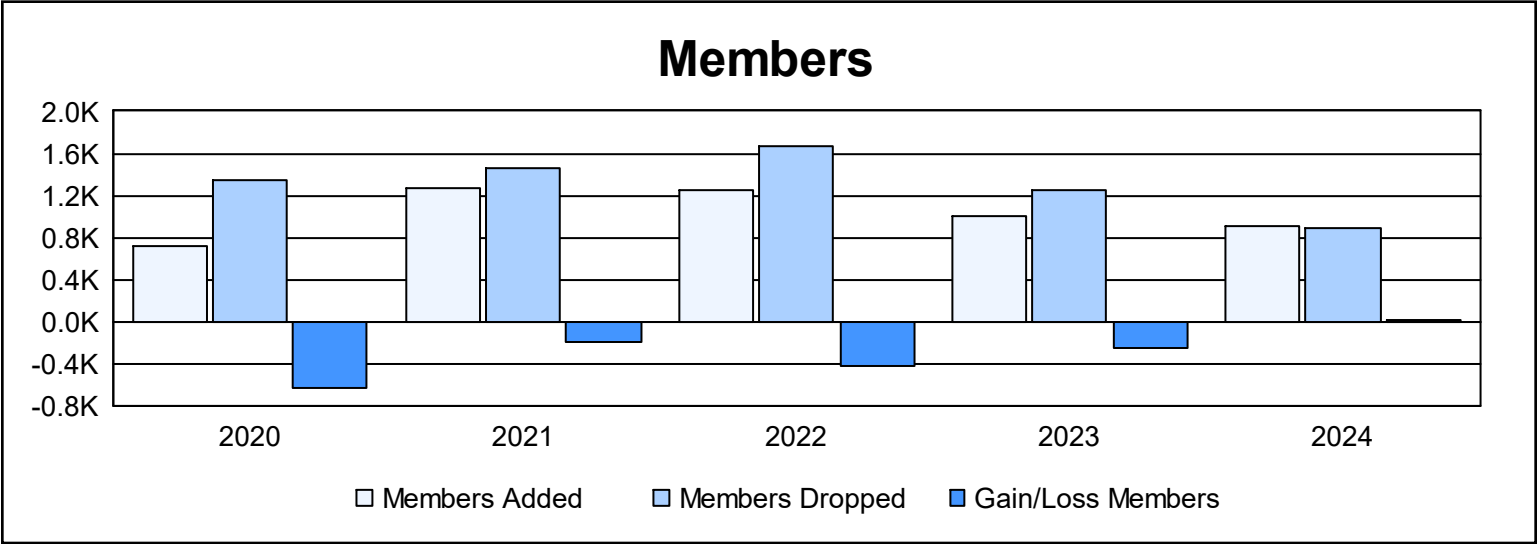
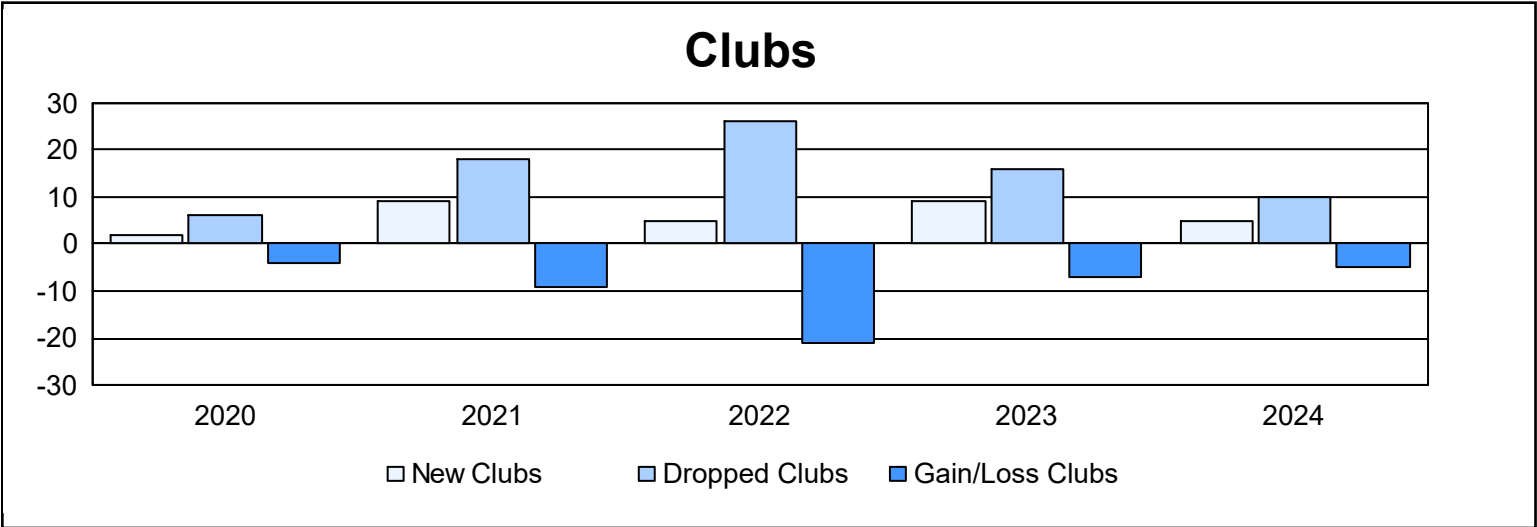
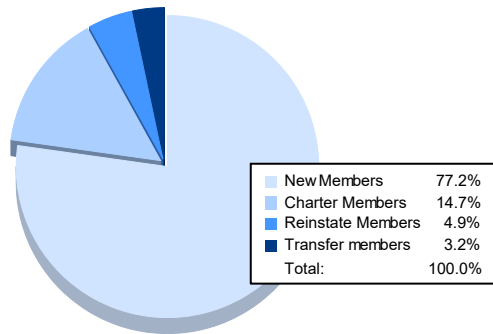


Year	New Clubs	Dropped Clubs	Gain/ Loss Clubs	New Members	Charter Members	Reinstate Members	Transfer Members	Total Member Added	Total Members Dropped	Gain/ Loss Members
2019-2020	2	6	-4	513	95	63	42	713	1,342	-629
2020-2021	9	18	-9	904	280	57	21	1,262	1,465	-203
2021-2022	5	26	-21	755	231	233	38	1,257	1,671	-414
2022-2023	9	16	-7	635	241	90	28	994	1,250	-256
2023-2024	5	10	-5	694	132	44	29	899	887	12
Average	6	15	-9	700	196	97	32	1,025	1,323	-298



Membership Composition June 2024 Cumulative



Gender Composition June 2024 Cumulative

